



MAGIC  
SCHOOL

---

**Welcome to**  
**MagicSchool**  
**for Students !**

# Agenda



- **Perché MagicSchool for Students**
- **Come esplorare gli strumenti per gli studenti**
- **Come assegnare gli strumenti per la classe**
- **Best practice per gli studenti che utilizzano l'IA**
- **Cosa vedono gli studenti quando usano gli strumenti**
- **Come visualizzare gli input e gli output dello studente**
- **Come mettere in pausa, bloccare e riprendere la**

# **Perché l'intelligenza artificiale per gli studenti**



- 1. I sistemi di intelligenza artificiale generativa stanno rapidamente diventando una parte centrale di ogni settore e i nostri studenti dovranno capire come interagire con questi sistemi in modo produttivo.**
- 2. Invece di vietare l'IA generativa per gli studenti, crediamo che insegnare e praticare un uso responsabile sia l'unica strada da percorrere.**

# **Perché ora?**

- 1. Gli educatori di tutto il mondo stanno giungendo alla stessa conclusione e ci hanno chiesto di costruire una piattaforma per gli studenti.**
- 2. Siamo entusiasti di contribuire ad affrontare la sfida di costruire una piattaforma in cui gli studenti possano interagire con l'IA generativa in modo sicuro e produttivo.**



# **Perché MagicSchool?**

---



- 1. Dopo aver trasformato MagicSchool nella piattaforma di intelligenza artificiale più utilizzata e amata dagli educatori, siamo fiduciosi di poter fare lo stesso per MagicStudent.**
- 2. Il nostro team è composto da ex insegnanti, presidi, amministratori e altri che collettivamente hanno oltre 100 anni di esperienza come professionisti nelle scuole.**
- 3. Collaboreremo con i nostri utenti per costruire una piattaforma utile sia per gli insegnanti che per gli studenti.**

# Cos'è MagicSchool for Students



**MagicSchool for Students è un set di quasi 40 strumenti facili da usare e basati sull'intelligenza artificiale che aiutano gli studenti a studiare per i test, sviluppare idee di ricerca, discutere di personaggi storici e altro ancora! Quasi tutti i compiti che ti vengono in mente potrebbero essere migliorati incorporando MagicSchool for Students.**


MagicSchool

MagicStudent

Q Search


Favorites

Change Order




**Translate It!**  
Take any text and translate it into any language instantly.

★




**Informational Texts**  
Generate original informational texts customized to a topic of your choice.

★




**Sentence Starters**  
Get ideas for how to start writing on any topic.

★




**Exemplar & Non-Exemplar**  
Have AI write exemplar & non-exemplar responses to specific assignments to help "see" what is expected.

★



**Text Proofreader**  
Take any text and have it proofread, correcting grammar, spelling, punctuation and adding clarity.

★




**Study Bot**  
Use AI as a study partner for any exam or topic with this chatbot.

★


All Tools

Sort by Most Popular ▼



**Raina for Students**  
Ask questions or get ideas through prompting Raina, the AI chatbot for students.

★



**Chatbot Builder**  
Build a chatbot from scratch to interact with!

★

# Come esplorare MagicSchool for Students



Puoi esplorare gli strumenti per studenti di MagicSchool prima di condividerli con i tuoi studenti scegliendo l'opzione MagicStudent in alto a sinistra della finestra.

MagicSchool

**MagicStudent**

Click Here

Q Search

Favorites [Change Order](#)

**Translate It!**  
Take any text and translate it into any language instantly. ★

**Informational Texts**  
Generate original informational texts customized to a topic of your choice. ★

**Sentence Starters**  
Get ideas for how to start writing on any topic. ★

**Exemplar & Non-Exemplar**  
Have AI write exemplar & non-exemplar responses to specific assignments to help "see" what is expected. ★

**Text Proofreader**  
Take any text and have it proofread, correcting grammar, spelling, punctuation and adding clarity. ★

**Study Bot**  
Use AI as a study partner for any exam or topic with this chatbot. ★

All Tools

Sort by Most Popular ▼

**Raina for Students**  
Ask questions or get ideas through prompting Raina, the AI chatbot for students. ☆

**Chatbot Builder**  
Build a chatbot from scratch to interact with! ☆

# Come esplorare gli strumenti per gli studenti



Si noti che gli strumenti per studenti di MagicSchool assomigliano molto agli strumenti di MagicSchool, ma utilizzano un linguaggio amichevole per descrivere quali informazioni gli studenti devono aggiungere agli strumenti.

[↻ Clear Inputs](#) [★ Exemplar](#)

### Sentence Starters

Get ideas for how to start writing on any topic.

**Grade level:**

7th grade ▼

**Describe what you're learning about (be specific):**

phases of mitosis, how the novel develops the theme through the characters, simplifying equations, etc

Generate



# Provare per credere!!



**Parte 1: Esplora gli strumenti di MagicSchool for Students e scegline alcuni che potresti voler assegnare ai tuoi studenti. Li useremo nel prossimo Try It Yourself.**

MagicSchool


**MagicStudent**

← Click Here


Q Search

Favorites


Change Order

**Translate It!**  
Take any text and translate it into any language instantly.


★

**Informational Texts**  
Generate original informational texts customized to a topic of your choice.


★

**Sentence Starters**  
Get ideas for how to start writing on any topic.


★

**Exemplar & Non-Exemplar**  
Have AI write exemplar & non-exemplar responses to specific assignments to help "see" what is expected.

★

**Text Proofreader**  
Take any text and have it proofread, correcting grammar, spelling, punctuation and adding clarity.


★

**Study Bot**  
Use AI as a study partner for any exam or topic with this chatbot.


★

All Tools

Sort by Most Popular ▼

**Raina for Students**  
Ask questions or get ideas through prompting Raina, the AI chatbot for students.

★

**Chatbot Builder**  
Build a chatbot from scratch to interact with!

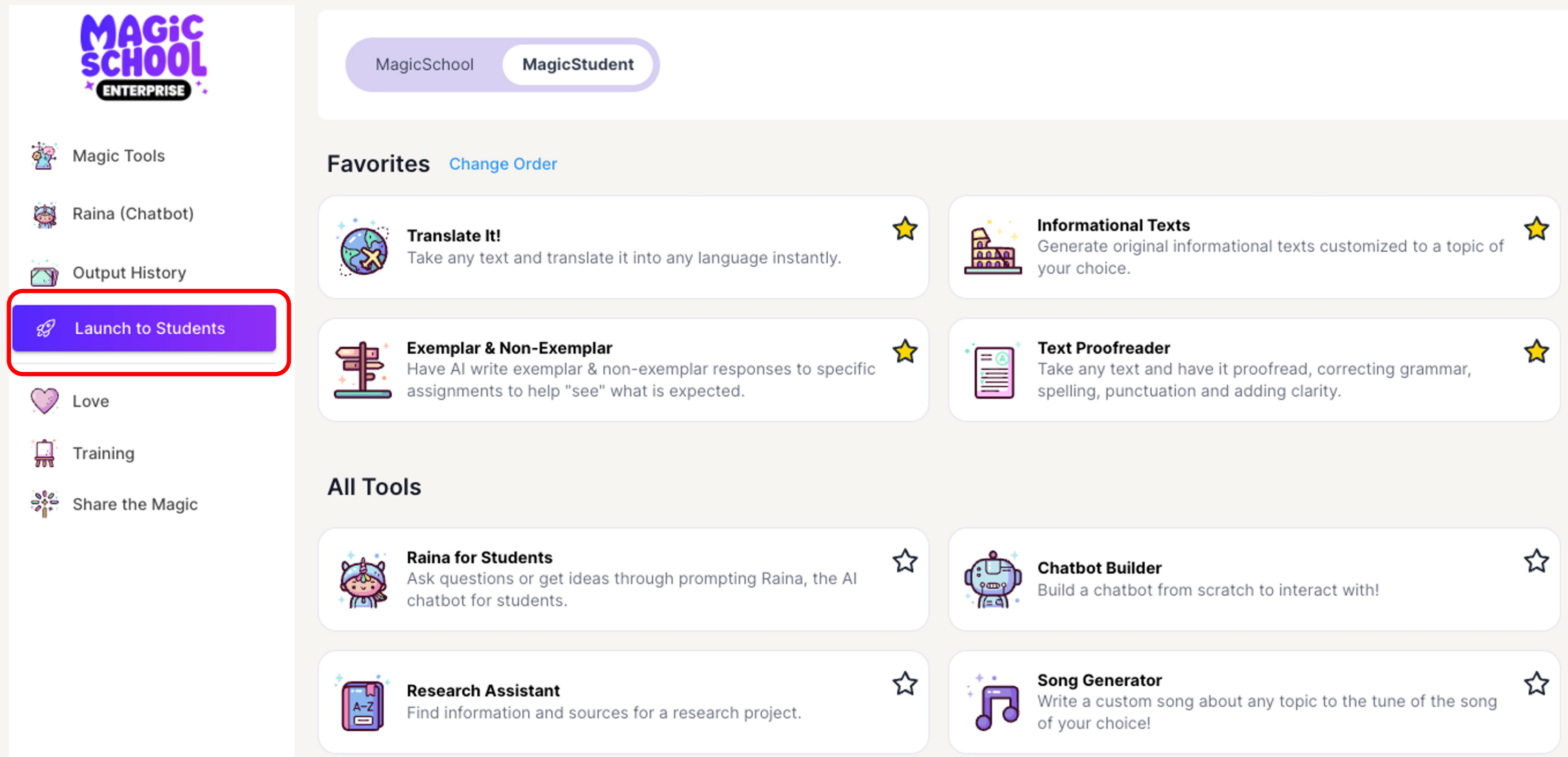
★

# Come assegnare gli strumenti agli studenti: F



Una volta deciso quali strumenti per gli studenti utilizzare con la classe, è possibile assegnare tali strumenti specifici alla classe facendo clic su  alla dashboard dell'insegnante.

Click  
Here



The screenshot shows the MagicSchool Enterprise dashboard. On the left sidebar, the 'Launch to Students' button is highlighted with a red box and a red arrow pointing to it from the text 'Click Here'. The main dashboard area has a top navigation bar with 'MagicSchool' and 'MagicStudent' tabs. Below this is a 'Favorites' section with a 'Change Order' link. The 'Favorites' section contains four tool cards: 'Translate It!', 'Informational Texts', 'Exemplar & Non-Exemplar', and 'Text Proofreader'. Below the 'Favorites' section is an 'All Tools' section with four tool cards: 'Raina for Students', 'Chatbot Builder', 'Research Assistant', and 'Song Generator'. Each tool card includes an icon, a title, a description, and a star icon.

**MAGIC SCHOOL ENTERPRISE**

Magic Tools

Raina (Chatbot)

Output History

**Launch to Students**

Love

Training

Share the Magic

MagicSchool MagicStudent

**Favorites** [Change Order](#)

**Translate It!** Take any text and translate it into any language instantly.

**Informational Texts** Generate original informational texts customized to a topic of your choice.

**Exemplar & Non-Exemplar** Have AI write exemplar & non-exemplar responses to specific assignments to help "see" what is expected.

**Text Proofreader** Take any text and have it proofread, correcting grammar, spelling, punctuation and adding clarity.

**All Tools**

**Raina for Students** Ask questions or get ideas through prompting Raina, the AI chatbot for students.

**Chatbot Builder** Build a chatbot from scratch to interact with!

**Research Assistant** Find information and sources for a research project.

**Song Generator** Write a custom song about any topic to the tune of the song of your choice!

# Come assegnare gli strumenti agli studenti:

## Passo 2



Dalla dashboard dell'insegnante, fai clic sul pulsante in alto a destra della finestra.

Student Rooms

Click Here → 

Launch New Room

AllActivePausedLocked

ColumnsFilters

Room Name	Date Launched ↓	Status Last Changed	Status
Student Room - Mar. 7th, 2024	Mar 7, 9:20 AM MST	Mar 7, 9:20 AM MST	▶ active
Student Room - Mar. 6th, 2024	Mar 6, 7:17 PM MST	Mar 6, 7:17 PM MST	▶ active
Student Room - Mar. 6th, 2024	Mar 6, 6:52 PM MST	Mar 6, 7:15 PM MST	▶ active
Neubrand Test - Mar. 6th, 2024	Mar 6, 11:00 AM MST	Mar 6, 11:41 AM MST	🔒 locked
MagicStudent Room - Mar. 6th, 2...	Mar 6, 6:24 AM MST	Mar 6, 6:24 AM MST	▶ active
MagicStudent Room 1 - Mar. 5th, ...	Mar 5, 8:08 PM MST	Mar 5, 8:08 PM MST	▶ active
Neubrand Period 5 - Mar. 5th, 20...	Mar 5, 2:26 PM MST	Mar 5, 2:26 PM MST	▶ active

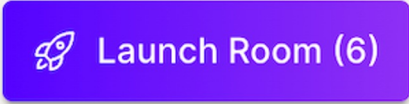




# Come assegnare gli strumenti agli studenti: I



Dopo aver aggiunto gli strumenti che desideri condividere con i tuoi studenti, fai c



Magic Tools

Raina (Chatbot)

Output History

Launch to Students

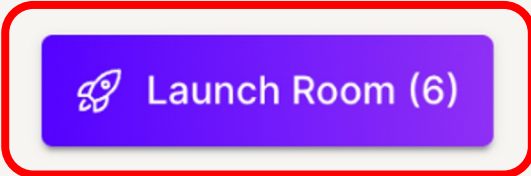
Love

Training

Share the Magic

← Back

## Select tools to provide to your students



Click Here

Tools to Launch [Deselect All](#)

**Raina for Students**  
Ask questions or get ideas through prompting Raina, the AI chatbot for students.

**Writing Feedback**  
Get feedback on your writing.

**Chatbot Builder**  
Build a chatbot from scratch to interact with!

**Song Generator**  
Write a custom song about any topic to the tune of the song of your choice!

**Research Assistant**  
Find information and sources for a research project.

**Tutor Me with AI**  
Get tutored by Raina on any topic or subject you are learning.

# Come assegnare gli strumenti agli studenti:

## Passaggio 5


Il messaggio seguente verrà visualizzato prima dell'avvio della stanza, in modo che tu possa ricontrollare gli strumenti che hai aggiunto alla tua stanza. Se sei soddisfatto delle tue selezioni, fai clic in basso.


 Launch Room


Confirm Room Details
×


Room Name (visible to students) \*  
Student Room - Mar. 8th, 2024

Grade level  
7th grade


**Raina for Students**  
Ask questions or get ideas through prompting Raina, the AI chatbot for students.


**Writing Feedback**  
Get feedback on your writing.


**Chatbot Builder**  
Build a chatbot from scratch to interact with!


**Song Generator**  
Write a custom song about any topic to the tune of the song of

Cancel
Launch Room

Click Here



# Provare per credere!!

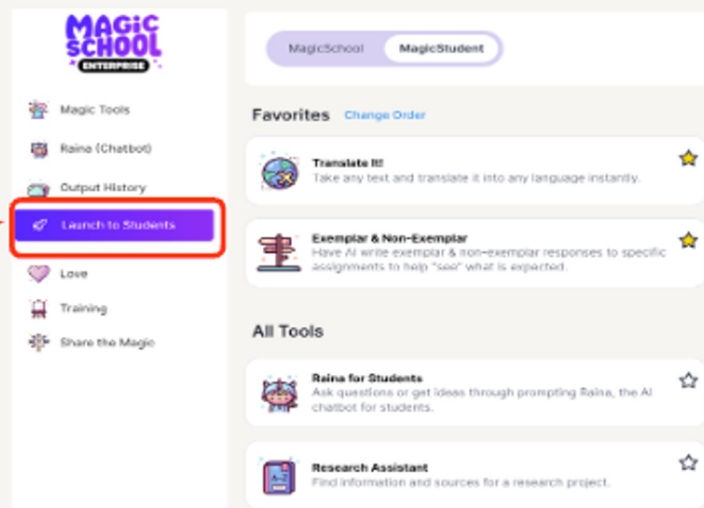


**Part 2:** Segui i cinque passaggi che abbiamo appena descritto per creare una stanza MagicSchool con diversi strumenti assegnati a quella stanza.

**Step 1: Click**

Launch to Students

Click Here →



**Step 2: Click**

Launch New Room

## Student Rooms

Click Here →

Launch New Room

All Active Paused Locked

Columns Filters

Room Name	Date Launched ↓	Status Last Changed	Status
Student Room - Mar. 7th, 2024	Mar 7, 9:20 AM MST	Mar 7, 9:20 AM MST	▶ active
Student Room - Mar. 6th, 2024	Mar 6, 7:17 PM MST	Mar 6, 7:17 PM MST	▶ active

**Step 3: Click**

Add

Available Tools [Select All](#)

Click Here →

Raina for Students  
Ask questions or get ideas through prompting Raina, the AI chatbot for students.

Writing Feedback  
Get feedback on your writing.

Song Generator  
Write a custom song about any topic to the tune of the song of your choice!

Character Chatbot  
Chat with any historic figure, author, or recognizable character from a story.

Chatbot Builder  
Build a chatbot from scratch to interact with!

Research Assistant  
Find information and sources for a research project.

Translate It!  
Take any text and translate it into any language instantly.

Create a Skit!  
Create a skit for class or for fun!

**Step 4: Click**

Launch Room (6)

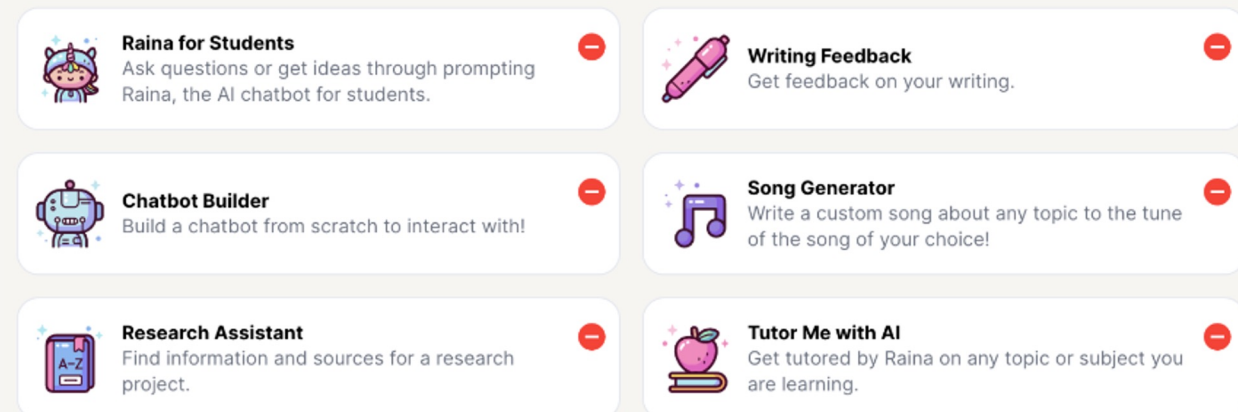
← Back

Select tools to provide to your students

Launch Room (6)

Click Here →

Tools to Launch [Deselect All](#)



**Step 5: Click**

Launch Room

Confirm Room Details

×

Room Name (visible to students) \*  
Student Room - Mar. 8th, 2024

Grade level  
7th grade

Raina for Students  
Ask questions or get ideas through prompting Raina, the AI chatbot for students.

Writing Feedback  
Get feedback on your writing.

Chatbot Builder  
Build a chatbot from scratch to interact with!

Song Generator  
Write a custom song about any topic to the tune of the song of

Cancel

Launch Room

Click Here →

# Modalità di accesso degli studenti agli strumenti assegnati

Una volta assegnati gli strumenti e avviata la stanza, puoi chiedere agli studenti di unirsi alla MagicSchool Room utilizzando uno dei seguenti strumenti:

**Option 1:** Copy the link and share it with your students.

**Option 3:** Have students scan the QR code with their device.


### Join MagicSchool Room

Instruct students to visit this URL

<https://student.magicschool.ai/s/join?joinCode=z6DdOw>
Copy

- or -

Visit: <https://student.magicschool.ai>  
and enter the code:



**z6DdOw**

Please be sure to comply with your local school and district policies when using AI with students.

**Option 2:** Have students visit this website and enter the code below.

# Modalità di accesso degli studenti agli strumenti assegnati



Quando inseriscono correttamente il codice della stanza, gli studenti vedranno il messaggio su  chiede il loro nome. Una volta inserito il loro nome, faranno clic su.



Name

Join Room



# Best practice per gli studenti che utilizzano



Prima di poter accedere all'aula MagicSchool, i tuoi studenti dovranno fare clic per dire di aver compreso le migliori pratiche per gli studenti che utilizzano l'IA elencate below.

## Use MagicSchool Responsibly

**Your Teacher Will See What You Ask The AI To Do:** Please make sure to follow your school and classroom guidelines when interacting with the AI.

**Interacting With An AI Takes Practice:** Be clear and specific about what you need, so the AI can give you a better answer. Try again if the first try isn't what you hoped for!

**AI is a Tool - Not a Replacement for Your Thinking:** See AI-generated content as a starting point, not a final solution.

**Monitor for Bias and Accuracy:** AI might occasionally produce biased or incorrect content. Always double-check outputs.

**Protect Privacy:** Don't include personal details like names or addresses. We strive to promptly remove any accidentally submitted information.

Accept


Click  
Here




# Cosa vedono gli studenti




Quando gli studenti sono entrati nella loro stanza, vedranno la pagina sottostante dove possono accedere a ciascuno degli strumenti che hai assegnato alla loro MagicSchool Room.




**Welcome, Tracey !**  
Student Room - Mar. 8th, 2024


 **Magic Tools**

 Output History


### Tools




**Chatbot Builder**  
Build a chatbot from scratch to interact with!




**Raina for Students**  
Ask questions or get ideas through prompting Raina, the AI chatbot for students.




**Research Assistant**  
Find information and sources for a research project.



**Song Generator**  
Write a custom song about any topic to the tune of the song of your choice!



**Tutor Me with AI**  
Get tutored by Raina on any topic or subject you are learning.



**Writing Feedback**  
Get feedback on your writing.

# Cosa vedono gli studenti



Quando uno studente apre uno strumento, l'aspetto è esattamente identico a quello di quando stavi esplorando gli strumenti prima di accenderlo ai tuoi studenti

 Clear Inputs    Exemplar

## Research Assistant

Find information and sources for a research project.

**Describe what you are researching:**

The History of Virginia, Is social media addicting?, Solar Power, importance of physical exercise at schools

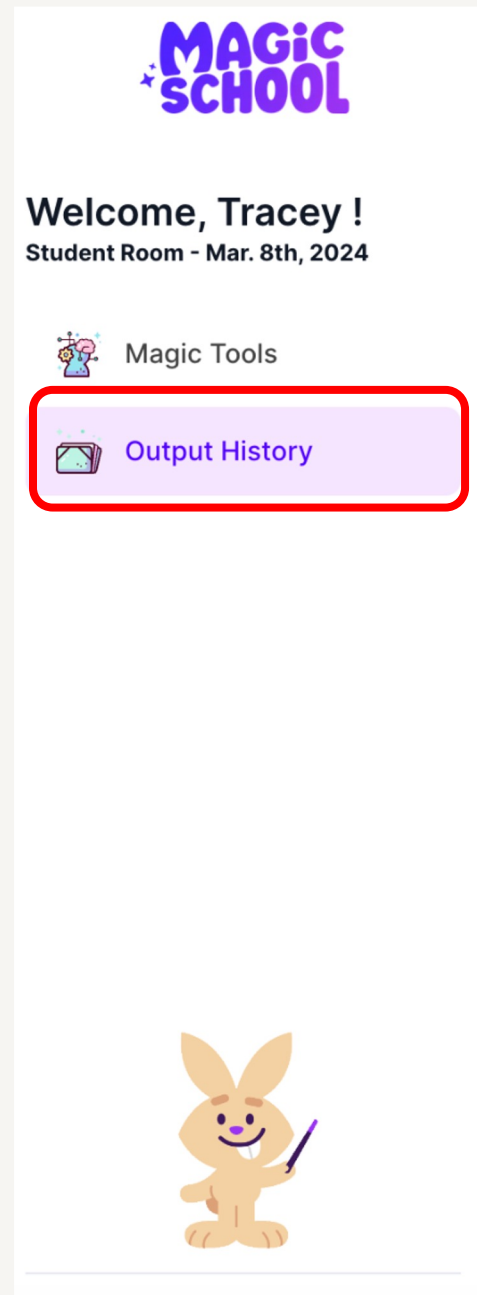
Generate

# Cosa vedono gli studenti



Una volta che gli studenti hanno generato i risultati con questi strumenti, possono anche visualizzare la cronologia dei risultati in modo da poter imparare dalle generazioni precedenti.

Click  
Here



## My History



Research Assistant

[View Messages](#) ▾

[Continue Thread](#) →

Absolutely! Here are some great resources to explore the impact of the Great Depression on American life in the 1930s:

1. **Library of Congress:** The Library of Congress has a vast collection of primary sources, photographs, and documents related to the Great Depression. You can visit their website to access these resources and gain insights into how the Great Depression affected American life.
2. **National Archives:** The National Archives also offer a wealth of information on the Great Depression. You can find government documents, records, and photographs that provide a deeper understanding of the economic and social impact of the Great Depression on American society.
3. **PBS Documentary "The Dust Bowl":** This documentary by PBS explores the struggles of Americans during the Great Depression, particularly focusing on the Dust Bowl phenomenon that devastated the Great Plains. It offers a visual representation of the challenges faced by individuals and families during that time.
4. **Online Exhibits:** Various museums and historical institutions have online exhibits dedicated to the Great Depression. These exhibits often include interactive features, photographs, and personal stories that give a vivid portrayal of life in the 1930s.
5. **Books and Articles:** There are numerous books and scholarly articles on the topic that provide in-depth analysis and perspectives on how the Great Depression shaped American life. Look for titles by historians such as David Kennedy, Doris Kearns Goodwin, or Amity Shlaes.
6. **Educational Websites:** Websites like Khan Academy, History.com, and the Gilder Lehrman Institute of American History offer educational resources on the Great Depression. These resources can help clarify key concepts and provide additional context to your research.

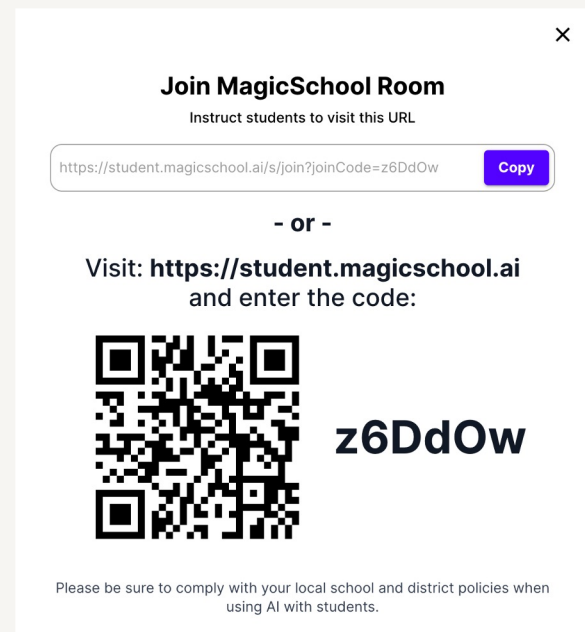


# Provare per credere!!

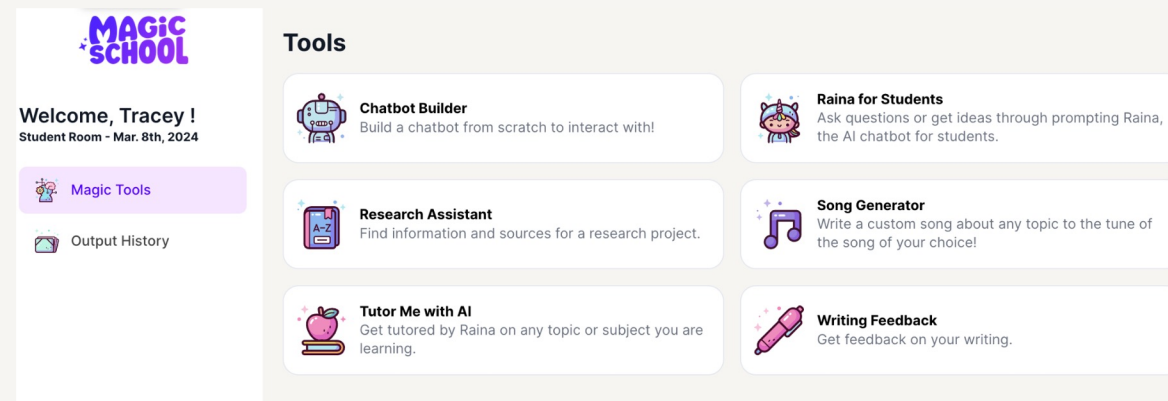


**Parte 3:** Unisciti a una stanza di MagicSchool come studente e segui i passaggi seguenti.

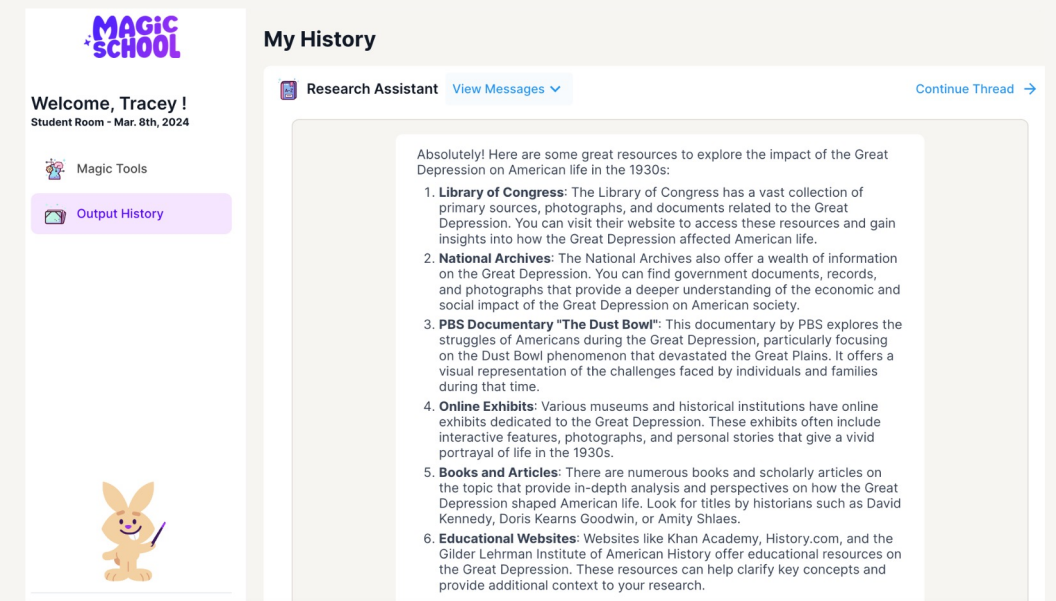
**Step 1:** Join the MagicSchool Room you created.



**Step 2:** Explore and use the MagicSchool student tools.



**Step 3:** View your output history as if you were a student.



# Cosa vedono gli insegnanti



Gli insegnanti vedranno un elenco di tutti gli studenti che si sono uniti a quella stanza, qual è stato il loro ultimo messaggio, l'ultimo strumento che hanno utilizzato e se stanno attualmente utilizzando attivamente uno strumento.

Magic Tools

Raina (Chatbot)

Output History

Launch to Students

Love

Training

Share the Magic

← Back

Student Room - Mar. 8th, 2024

Room Status: Active ▾

Show Join Info

Show Tools

Delete Room

Columns Filters

Name ↑	Last Message	Last Tool	Status	Actions
Tracey	initial generation	Research Assistant	▶ active	<div>Actions</div>

# Cosa vedono gli insegnanti



Se fai clic su **Actions** visualizzare le azioni specifiche che puoi eseguire per ogni studente nella tua stanza, tra cui mettere in pausa, bloccare, rimuovere dalla stanza, mostrare le informazioni di partecipazione degli studenti e visualizzare l'output degli studenti.

Magic Tools

Raina (Chatbot)

Output History

Launch to Students

Love

Training

Share the Magic

TEACHERS ARE

[← Back](#)

Student Room - Mar. 8th, 2024

Room Status: Active ▾

Show Join Info

Show Tools

Delete Room

Columns ▮ Filters ▮

Name ↑	Last Message	Last Tool	Status	Actions
Tracey	initial generation	Research Assistant	▶ active	<div>Actions</div> <div><div>View Student Output</div><div>Show Student Join Info</div><div>Resume ▶</div><div>Pause ▮</div><div>Lock 🔒</div><div>Remove from Room</div></div>

Click Here



# Cosa vedono gli insegnanti











Se fai clic su Visualizza output studente, puoi vedere un elenco di tutte le generazioni che lo studente ha prodotto. Se si desidera visualizzare i dettagli di una particolare generazione, è sufficiente fare clic su di essa e verrà visualizzato l'elenco completo degli input e degli output per quella generazione.

## List of Generations

## Complete Inputs and Outputs

### Output History For Tracey

	<b>Tutor Me with AI:</b>	8th Grade Moon Phases Lesson Plan	>	Delete Thread	
	<b>Song Generator:</b>	Math vs. Science: Importance Song Battle	>	Delete Thread	
	<b>Research Assistant:</b>	Exploring the Impact of the Great Depression	>	Delete Thread	

 **Research Assistant:** Exploring the Impact of the Great Depression ▼ Delete Thread 

**Describe what you are researching:** Can you help me find resources to explore the impact of the Great Depression on American life in the 1930's?

Absolutely! Here are some great resources to explore the impact of the Great Depression on American life in the 1930s:

**Library of Congress:** The Library of Congress has a vast collection of primary sources, photographs, and documents related to the Great Depression. You can visit their website to access these resources and gain insights into how the Great Depression affected American life.

**National Archives:** The National Archives also offer a wealth of information on the Great Depression. You can find government documents, records, and photographs that provide a deeper understanding of the economic and social impact of the Great Depression on American society.

**PBS Documentary "The Dust Bowl":** This documentary by PBS explores the struggles of Americans during the Great Depression, particularly focusing on the Dust Bowl phenomenon that devastated the Great Plains. It offers a visual representation of the challenges faced by individuals and families during that time.

**Online Exhibits:** Various museums and historical institutions have online exhibits dedicated to the Great Depression. These exhibits often include interactive features, photographs, and personal stories that give a vivid portrayal of life in the 1930s.

**Books and Articles:** There are numerous books and scholarly articles on the topic that provide in-depth analysis and perspectives on how the Great Depression shaped American life. Look for titles by historians such as David Kennedy, Doris Kearns Goodwin, or Amity Shlaes.




# Altre azioni che gli insegnanti possono intraprendere



Room Status: Active ▼

È inoltre possibile mettere in pausa o bloccare l'intera classe utilizzando il comando nella parte superiore della finestra dell'insegnante.



Click Here →

- Magic Tools
- Raina (Chatbot)
- Output History
- Launch to Students
- Love
- Training
- Share the Magic

← Back

Student Room - Mar. 8th, 2024

Room Status: Active ▼

Show Join Info

Show Tools

Delete Room

Resume ▶

Pause ||

Lock 🔒

	Message	Last Tool	Status	Actions
Tracey	No idea	Tutor Me with AI	▶ active	Actions

# Altre azioni che gli insegnanti possono

## intraprendere

Una stanza in pausa avrà il banner in alto che informa uno studente che la sua stanza è stata messa in pausa. Uno studente non può interagire con gli strumenti quando la sua stanza è in pausa.

Your teacher has paused your room. You can still see the screen, but you can't interact with the AI tools right now.

### Tools



#### Chatbot Builder

Build a chatbot from scratch to interact with!



#### Raina for Students

Ask questions or get ideas through prompting Raina, the AI chatbot for students.



#### Research Assistant

Find information and sources for a research project.



#### Song Generator

Write a custom song about any topic to the tune of the song of your choice!



#### Tutor Me with AI

Get tutored by Raina on any topic or subject you are learning.



#### Writing Feedback

Get feedback on your writing.

# **Altre azioni che gli insegnanti possono intraprendere**

**Una stanza chiusa a chiave avrà uno sfondo viola e mostrerà il messaggio sottostante a tutti i tuoi studenti.**



**This room is currently locked!**

Hold tight until your teacher unlocks it.

# Provare per credere!!



**Part 4:** Visualizza la dashboard dell'insegnante ed esegui ciascuna delle azioni elencate di seguito.

**Passaggio 1: fare clic sul pulsante Azioni e fare clic su Visualizza risultati degli studenti**

Student Room - Mar. 8th, 2024

Room Status: Active ▾ Show Join Info Show Tools Delete Room

Name ↑	Last Message	Last Tool	Status	Actions
Tracey	No idea	Tutor Me with AI	▶ active	<div>Actions</div> <div>View Student Output</div> <div>Show Student Join Info</div> <div>Resume ▶</div> <div>Pause   </div> <div>Lock 🔒</div> <div>Remove from Room</div>

**Step 2: Usa il pulsante Stato stanza per mettere in pausa la tua stanza.**

Student Room - Mar. 8th, 2024

Room Status: Active ▾ Show Join Info Show Tools Delete Room

Resume ▶

Pause ||

Lock 🔒

Name	Last Message	Last Tool	Status	Actions
Tracey	No idea	Tutor Me with AI	▶ active	Actions

**Passaggio 3: utilizzare il pulsante Stato della stanza per bloccare la stanza**

Student Room - Mar. 8th, 2024

Room Status: Active ▾ Show Join Info Show Tools Delete Room

Resume ▶

Pause ||

Lock 🔒

Name	Last Message	Last Tool	Status	Actions
Tracey	No idea	Tutor Me with AI	▶ active	Actions

# **Scavenger Hunt**

- ☐ Esplora gli strumenti per gli studenti e trovanne alcuni che useresti più spesso con gli studenti.
- ☐ Pensa ai modi in cui potresti combinare gli strumenti in un'unica lezione che potrebbe renderla più divertente e coinvolgente.
- ☐ Trova uno strumento che ti aiuti a supportare gli studenti con abilità diverse.
- ☐ Trova uno strumento che possa far ridere gli studenti.  
Punti bonus: condividi la migliore battaglia di reab che puoi creare!!



# Condividete!

Condividi i tuoi strumenti preferiti!  
Cosa sei più entusiasta di usare  
nelle prossime settimane?  
Parlaci della tua Rap Battle!!



# TEACHERS ARE MAGiC

## Grazie per tutto quello che fate per gli studenti!

### PD Resources

Bringing MagicSchool AI to your school? Interested in how to use MagicSchool in your classroom? Explore our free Community Resources below.

**Trova ancora più risorse, tra cui un  
corso di certificazione, un  
programma di ambasciatori per  
pionieri dell'IA, un gruppo Facebook,  
tutorial su YouTube e altro ancora,  
sulla nostra pagina delle risorse!**




[MagicSchool AI Level 1  
Certification Course](#)

Get Level 1 AI Certified with our  
introductory course.




[MagicSchool AI Level 2  
Certification Course](#)

Get Level 2 AI Certified with our  
intermediate course on  
prompting and advanced  
features.




[MagicSchool AI Level 3  
Certification Course](#)

Get Level 3 AI Certified with our  
advanced course and become  
eligible to be a MagicSchool  
Certified Trainer.




[MagicSchool AI Pioneer Program](#)

Learn more about the AI Pioneer  
Program and how to apply here!



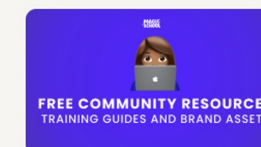
[Join Our Facebook Group!](#)

Keep up on all things  
MagicSchool and connect with  
fellow educators here!




[Professional Development Pack  
Google Form](#)

Fill out the Google Form below to  
receive a FREE PD Pack and  
MagicSchool Swag!



[MagicSchool Community  
Resources Google Drive](#)

Explore MagicSchool's training  
guides and professional  
development in this Google Drive



[MagicSchool YouTube Channel](#)

Browse video tutorials and tool  
walkthroughs suited for every  
educator.

Link: <https://www.magicschool.ai/professional-development>